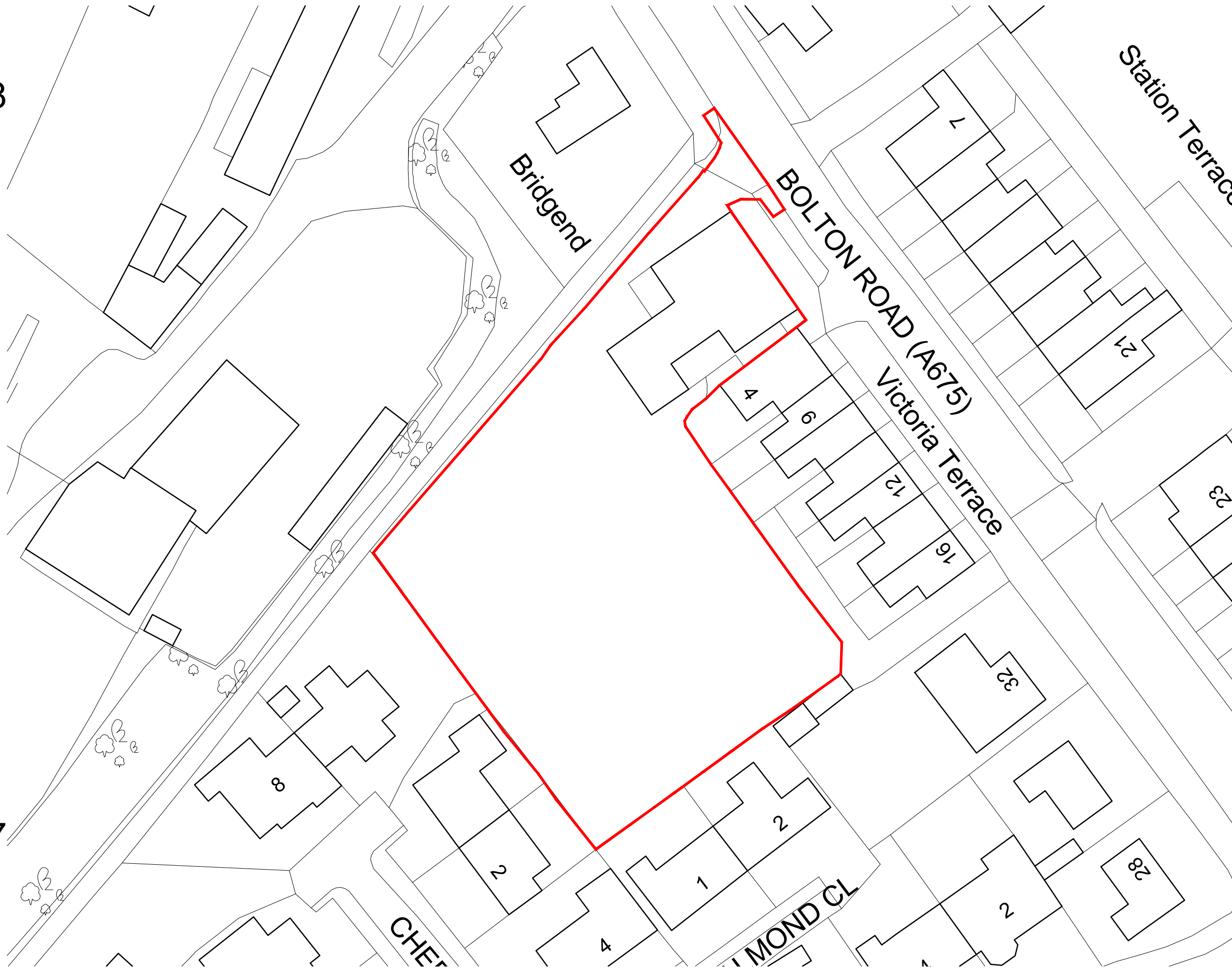
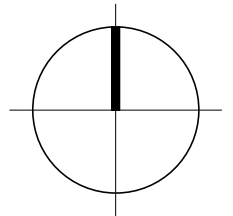


28


27



- The Copyright of this drawing belongs to MPSTL Planning & Design Ltd. and shall not be used or reproduced in any form without its express permission.
- Do not scale from this drawing - Work to figured dimensions only. All dimensions to be checked on site prior to the execution of any work.
- For the avoidance of doubt all dimensions are measured to wall structure and not the finishes unless otherwise stated.
- Where any discrepancy is found to exist within or between drawings and/or documents it should be reported to the architect immediately.
- MPSTL Planning & Design Ltd. shall not be liable for any use of drawings and documents for any purpose other than for which the same were prepared by or on behalf of MPSTL Planning & Design Ltd.



**GENERAL LEGEND**

 Red Edge denotes application site boundary.

Rev	Date	Revision	Initial
A	27.05.22	Red edge adjusted to include works to existing highway.	abe

+ Client



+ Drawing Title  
**LOCATION PLAN**

+ Project  
**Naga Restaurant, Bolton Road, Abbey Village, Chorley**

Job No	Drg No	Drawn	Rev
21081	00	abe	A
Scale	Date	Stage	
1:500 @ A3	Feb. 2022	PLANNING	

mpsl planning & design ltd  
14 west point enterprise park,  
clarence avenue, trafford park,  
manchester, m17 1qs  
t: 0161 772 1999  
e: info@mpslsdesign.co.uk  
www.mpsldesign.co.uk